

Thank you to  
**PoWeR! Book Bags**  
for the generous  
donation of this book.

Click the QR code to visit  
[www.powerbookbags.org](http://www.powerbookbags.org)



Thank you to  
**Powers! Book Bags**  
for the generous  
donation of this book.

Click the QR code to visit  
[www.powerbookbags.org](http://www.powerbookbags.org)




Thank you to  
**PoWeR! Book Bags**  
for the generous  
donation of this book.

Click the QR code to visit  
[www.powerbookbags.org](http://www.powerbookbags.org)



# Who Said Moo?




**Who Said Moo?** is a fun way to practice animal sounds with your child!

Pointing and making the sound of the animal helps your child associate the image to the sound.

This is a beginning step to your child connecting letters to letter sounds when they are older.

# Who Said Moo?




**Who Said Moo?** is a fun way to practice animal sounds with your child!

Pointing and making the sound of the animal helps your child associate the image to the sound.

This is a beginning step to your child connecting letters to letter sounds when they are older.

# Who Said Moo?



**Who Said Moo?** is a fun way to practice animal sounds with your child!

Pointing and making the sound of the animal helps your child associate the image to the sound.

This is a beginning step to your child connecting letters to letter sounds when they are older.