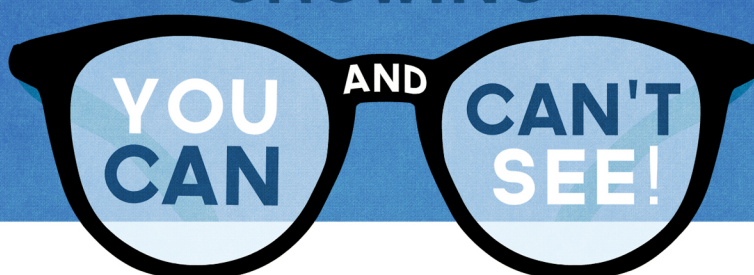


# BABY IS GROWING IN WAYS



## HEARING & UNDERSTANDING

- Turns and looks in direction of sounds.
- Looks when you point.
- Turns to own name when you call.
- Recognizes words for familiar objects and people.
- Begins to respond to simple words and phrases, such as "No" and "Come here."
- Plays games with you, such as peek-a-boo and pat-a-cake.
- Listens to songs and stories for a short time.



## TALKING

- Babbles longer strings of sounds, such as *mimi upup babababa*.
- Points to objects and shows them to others.
- Uses gestures such as waving, reaching, or shaking head *no*.
- Imitates different speech sounds.
- Says 1 or 2 words around first birthday, such as *hi, dog, dada, mama, or uh-oh*.

## BUILD! MODEL! ENCOURAGE!


How can you help your baby learn?

**Build** your child's vocabulary. Name objects around you, and talk about your actions during daily activities such as meals, bathing, and dressing.

**Model** good speech. Speak clearly and naturally, and use correct speech sounds. It's okay if your child makes some mistakes with sounds.

**Encourage** your budding talker. Respond to your child's sounds and words, even cooing and babbling. Imitate her sounds or words and add to them. You're teaching conversation skills.

GOOD  
JOB!



**Help** your baby learn his name. Look in a mirror together and say his name.

**Use** descriptive words to talk about colors, shapes, and sizes of objects.

**Call** attention to different sounds, such as clapping, splashing, or a dog barking.


**Respond** to your baby's gestures. Pick him up when he lifts his arms. Stop feeding when he shakes his head *no*.

Get help if you have concerns about your child's hearing or talking.

Visit [IdentifytheSigns.org](http://IdentifytheSigns.org) for more information.



# BABY IS GROWING IN WAYS



**That's why... reading aloud is so important!**

**Wow, what's that?** Your baby is becoming more engaged and is learning about how the world works.

**That's why...** Your child may show more interest during story time. Read aloud with enthusiasm. Point to words and pictures while you read. Choose books to touch and explore, such as books with flaps, buttons, and textures.

**How's that taste?** Don't worry... chewing or mouthing of books is natural — and may even be a sign of teething!

**That's why...** Sturdy board books and soft cloth books are good choices. Let baby explore these books by holding them, turning pages — even tasting!


**There she goes!** Your baby is getting more mobile and is ready to explore the world around her.

**That's why...** Story time might require patience! It's okay if your child moves around while you're reading. Keep appropriate books within easy reach of your little explorer.

## DID YOU KNOW...

**When you read aloud you're giving your child:**

- More vocabulary
- An understanding of how books and reading work
- Knowledge about the world and people
- Food for the imagination
- Memories of your special time together
- A love of reading and learning that will last a lifetime



AMERICAN  
SPEECH-LANGUAGE-  
HEARING  
ASSOCIATION

**Read Aloud 15 MINUTES** and the **American Speech-Language-Hearing Association** are proud to collaborate on this initiative to reach parents of young children.



**Read Aloud**  
**15 MINUTES**  
Every child. Every parent. Every day.